

# Registration for Catechism on myCatholic.sg

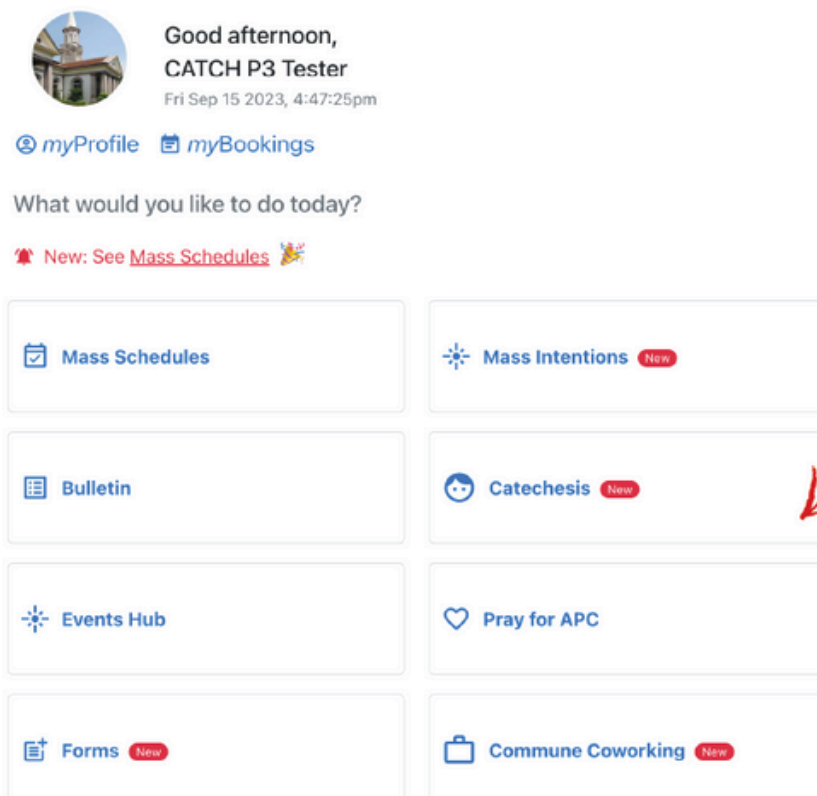
1) Ensure that you are able to log into your Parent Account and Child Account.

If you forgot your login email or password,  
kindly email [mycatholicsg@catholic.org.sg](mailto:mycatholicsg@catholic.org.sg)  
and cc. [holycrosscatechism@gmail.com](mailto:holycrosscatechism@gmail.com).

2) For questions on enrollment, email Judith Chng, Religious Education Coordinator  
at [holycrosscatechism@gmail.com](mailto:holycrosscatechism@gmail.com).

3) Follow the following pictorial for instructions on  
i) linking your Child Account to your Parent Account  
ii) registering your child for Catechism!

## i) How to Link Child's Account to Parent/Guardian



### Step 1:

Head to the [mycatholic.sg](http://mycatholic.sg) and  
log into your **child's** account

Select **Catechesis**

Welcome, **test!**

UNREGISTERED



myCatholicSG

You're not currently enrolled in any parish.

What would you like to do?



## Step 2:

Click on **Add Parent**

You are on a **Child** account.

### Instructions

This utility allows you to link a Guardian account with a Child account.  
Please follow the steps below to get started.

- 1** Generate access code (Child)  
First, **Generate and copy** an access code on the **Child** account on this menu.  
Any older codes are invalidated. The new code expires in 24 hours.
- 2** Enter access code (Guardian)  
Next, **paste and Check** the same access code the **Guardian** account on this menu.  
Only one Guardian account per Child account is allowed.
- 3** Access CATCH features (Guardian)  
Then, on the **Guardian** account, select the Child's name from the dropdown box in the CATCH menu.  
This allows you to act on behalf of the Child.

## Step 3:

Click on **Generate** to create an access code and select the code to copy it

### Generate Access Code

Please copy the code once it is generated. This is the only time it will be visible.

64TP7NG3

Select code to copy.

Generate

### Generate Access Code

Please copy the code once it is generated. This is the only time it will be visible.

64TP7NG3

Code copied!

Once code is selected, it will be **automatically copied**



Good afternoon,  
CATCH P3 Tester

Fri Sep 15 2023, 4:47:25pm

[myProfile](#) [myBookings](#)

What would you like to do today?

**New:** See [Mass Schedules](#)

<b>Mass Schedules</b>	<b>Mass Intentions</b> <b>New</b>
<b>Bulletin</b>	<b>Catechesis</b> <b>New</b>
<b>Events Hub</b>	<b>Pray for APC</b>
<b>Forms</b> <b>New</b>	<b>Commune Coworking</b> <b>New</b>

### Step 4:

Log into your own account and select Catechesis

### Catechesis e-Service

Welcome, **CATCH P3 Tester!**

Current Child

**UNREGISTERED**

Church of St Vincent de Paul

Your child is not currently enrolled in any parish.

What would you like to do?

<b>ADD CHILD</b>	<b>REGISTER</b>
<b>BACK TO HOME</b>	

### Step 5:

Click on **Add Child**

### Family Setup

You're on a Guardian Account

#### Part 1 — Guardian Particulars

Name

What's your relationship to the child?

Please upload documentation certifying that you are the Legal Guardian of this child  
Max file size is 500kb. Supported file types: jpg, png, and pdf.

parent proof.png


**Next**

#### Part 2 — Link to Child Account

### Step 6:

Fill in details and upload proof of custody (e.g., Birth Cert), then click **Next**



## Family Setup

  
You're on a Guardian Account

**Part 1 — Guardian Particulars**

**Part 2 — Link with Child Account**

To link your Guardian Account with a Child account, please follow the steps below.

- 1 Get your child's account
- 2 Go to  Catechesis >  Guardian Setup on you child's account
- 3 Follow the steps to generate an access code  
Note: The access code will expire in 24 hours.
- 4 Copy the access code from your child's account
- 5 Return to this screen and enter the access code generated

### Step 7:

**Paste** the previously copied access code and click **Verify**



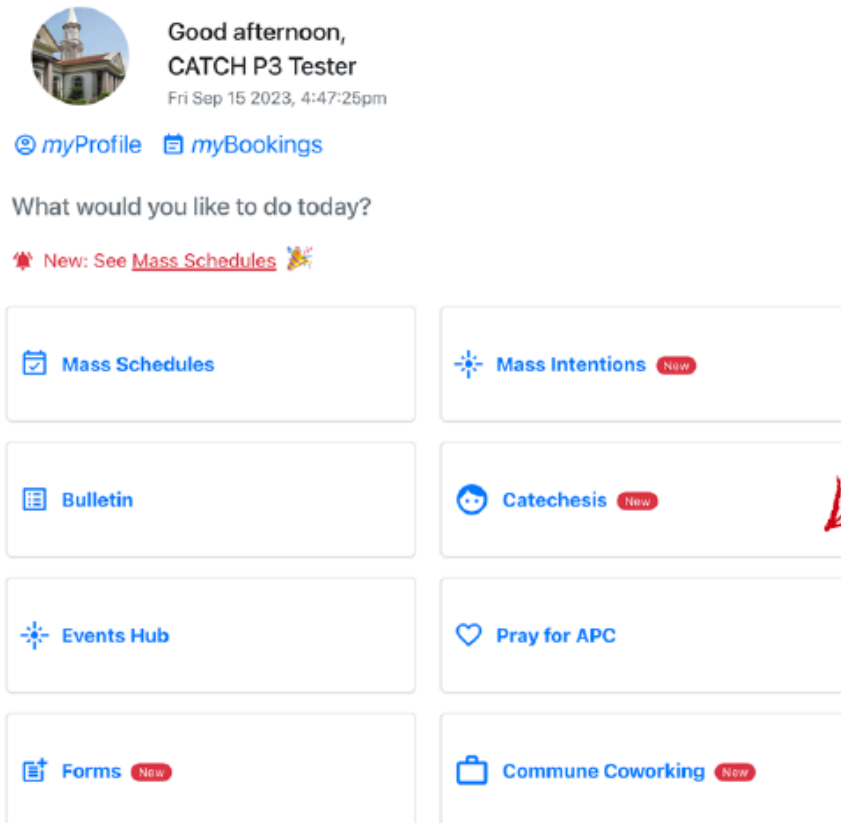
Successfully linked!

This pop-up will appear once the accounts are linked

**This function will now allow the Parent/Guardian to perform actions on behalf of the child.**

# ii) How to Register Your Child for Catechism

Log into your Parent Account to perform the following:



## Step 1:

Head to [mycatholic.sg](https://mycatholic.sg)

 Select **Catechesis**

Welcome, **CATCH P3 Tester!**

Current Child

Germaine

## Step 2:

Click on **Register**

UNREGISTERED



Church of St Vincent de Paul

Your child is not currently enrolled in any parish.

What would you like to do?



ADD CHILD



REGISTER



BACK TO HOME

## Registration for Catechesis

This is an online registration service for Catechesis for certain Parishes in Singapore. The list of supported Parishes you can register for is as shown below. If your Parish is not in this list, please contact your desired Parish directly to register, instead of doing so through this system.

Parish	Programme	Date
Blessed Sacrament	Parish Catechesis	1 Oct



St Mary of the Angels	Parish Catechesis	10 Oct
St Michael	Parish Catechesis	1 Oct
St Peter and Paul	Confraternity of Christian Doctrine	1 Oct
St Stephen	Parish Catechesis	1 Oct
St Vincent de Paul	Parish Catechesis	1 Oct

Begin Registration

## Step 3:

Click on **Begin Registration**

## Registration for Catechesis

1 Child's Details    2 Parish of Interest    3 Contact Details    4 Review    5 e-Consent

### Child's Basic Details

Enter your child's name (as in birth certificate)

Germaine

Select your child's sex

Male

Female

Enter your child's date of birth (e.g. 01 Jun 1990)

01 Jan 2016

Select child's country of birth (optional)

Singapore

Select child's nationality

Singapore

Save Draft

Save & Continue

## Step 4:

Fill in your child's details

Then click on **Save & Continue**

## Registration for Catechesis



### e-Consent

Please read the following statements carefully, then acknowledge that you have read and accept terms needed to continue the registration.

#### Parent's responsibilities

I commit to sharing my Catholic faith with my child at home and bringing my child for Mass every week.

#### Collection and use of personal information

- I agree to the collection, storage, retention, adaptation, modification, reading, retrieval, use, transmission, blocking, erasure or destruction ("Processing") of the personal data provided by me in this form ("Personal Data").
- I agree to the church entity processing the Personal Data for a registration to a course by the church entity ("Catechesis").
- I agree to the church capturing photos/videos/audio which may contain my/my child's image/audio, and may be used for archival & publicity purposes on the church's website & publications.

#### Catechist's responsibilities

- I agree to the Catechist creating a mobile or web communication channel for parents to facilitate communication.
- I agree to the Catechist registering the child for online sessions on digital platforms (e.g. Zoom, Google Meet) if necessary.

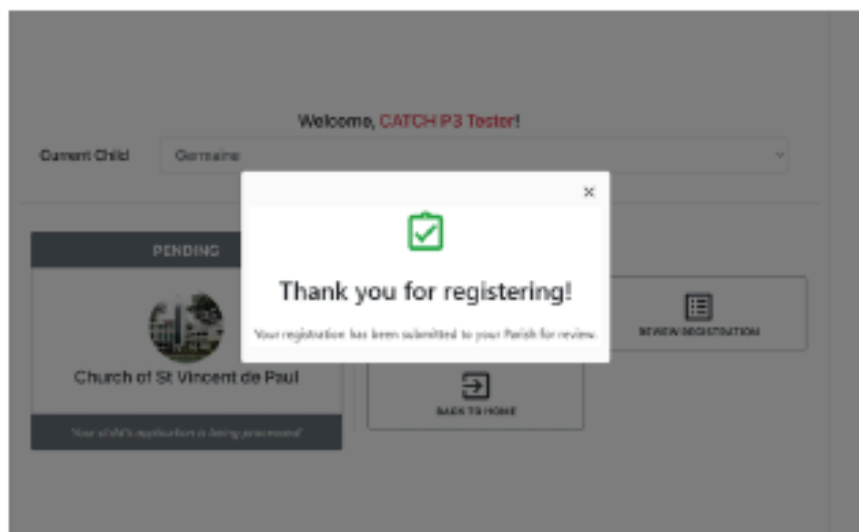
- I have read, fully understand and accept the obligation to educate my child in the faith and prepare for a eucharistic life
- I have read and consent to the processing of my personal data

Back

Submit

## Step 5:

Once all details have been filled, click on **Submit** to complete registration



This page will appear once registration is successful!

**After registration, you will receive an email from [holycrosscatechism@gmail.com](mailto:holycrosscatechism@gmail.com) for further steps.**